

# CERTIFICATE OF COMPLIANCE



**EL Class I**

*Date of issue: 21 July 2022*

*Valid until: 31 December 2023*

*EHEDG hereby declares that the product*

***Pressure sensors types PAF100xS9A(3,5)A(A,B,F,G,M,N,R,S,T)Yxx and  
PGF100xS9A(3,5)A(A,B,F,G,M,N,R,S,T)Yxx***


*from*

***ABB SPA, VIA LUIGI VACCANI, 4 , 22016 TREMEZZINA (CO), Italy***

*has/have been evaluated for compliance and meets/meet the current criteria for  
Hygienic Equipment Design of the EHEDG*


***Certificate No. EHEDG-C2200035***

*Signed*

  
\_\_\_\_\_  
*Ludvig Josefsberg*

*President EHEDG*

*Signed*

  
\_\_\_\_\_  
*Karlijn Faber*

*EHEDG Certification Officer*

***EHEDG  
Gooimeer 1  
1411 DC Naarden  
Netherlands***

***©EHEDG***



## Appendix 3

# EHEDG Certification – Equipment Evaluation Form

Evaluation Date: 11.05.2022

EHEDG File Number: EHEDG- R2200041

Certification Type: EL CLASS I

Applicant: ABB Spa, Tremezzina (CO), Italy

Equipment: Pressure sensors types PAF100xS9A(3,5)A(A,B,F,G,M,N,R,S,T)Yxx and  
PGF100xS9A(3,5)A(A,B,F,G,M,N,R,S,T)Yxx

Other essential identification:


**Evaluated by:**

Name: Giampaolo BETTA

**Approved by:**

Name: Andy Timperley, on behalf of the Working Group Certification

Title: AEO, Chairman of the WG Certification

Date, Signature: 01.07.2022, 

1. Results of inspection for compliance with the EHEDG Hygienic Design Criteria. Conclusion: <b>The equipment complies with the criteria.</b> <b>The use of the EHEDG Certification logo is justified:</b>	YES <input checked="" type="checkbox"/> MAYBE <input type="checkbox"/>
2. Evidence for compliance provided and convincing for Certification. Conclusion: <b>The equipment complies with the criteria where possible.</b> <b>The use of the EHEDG Certification logo is justified:</b>	YES <input type="checkbox"/>

Signature: 

Date: 13/06/2022

*The original of this form will be kept by EHEDG together with the application, the inspection report, the evidence provided and any other relevant documentation, as listed on the back.*

### Appendix 3

<b>No.</b>	<b>Description</b>
1	EHEDG Certificate of Compliance
2	Contract to use the EHEDG Certification Logo for equipment
3	Appendix 1: Equipment intended for cleaning in place with liquids without dismantling
4	Appendix 2: Conditions for use of the EHEDG Certification Logo
5	Appendix 3: Equipment evaluation form
6	EHEDG hygienic design criteria evaluation report 2022DRGB0613
7	Drawings of the pressure sensors types PAF100xS9A(3,5)A(A,B,F,G,M,N,R,S,T)Yxx and PGF100xS9A(3,5)A(A,B,F,G,M,N,R,S,T)Yxx AT0307/8, AT0302/8, 3KXP002163U0100/0, 3KXP002174U0101/1 and 3KXP002176U0101/1 original stamped
8	Cleaning and installation manual provided by the manufacturer
9	Example of the EHEDG Logo Type EL CLASS I