



**Date of issue: 16 October 2020**

**Valid until: 31 December 2021**

**EL Class I**

*EHEDG hereby declares that the product*


***pressure sensors type PBMH-2#####0## and  
PP20H-2.#####.##2#2#.###***


*from*

*Baumer Electric AG, Hummelstrasse 17 , 8500 Frauenfeld, Switzerland*

*has/have been evaluated for compliance and meets/meet the current criteria for  
Hygienic Equipment Design of the EHEDG*

***Certificate No. EHEDG-C1900116***

Signed  President EHEDG  
Ludvig Josefsberg

Signed  EHEDG Certification Officer  
Mirjam Steenaard

*EHEDG Secretariat  
Lyoner Straße 18  
60528 Frankfurt am Main  
Germany*

©EHEDG



## Appendix 3

# EHEDG Certification – Equipment Evaluation Form

Design Evaluation Date: 30.03.2020

EHEDG File Number: EHEDG-C1900116

Certification Type: EL CLASS I

Applicant: Baumer Electric AG

Equipment: pressure sensors type PBMH-2#####0## and PP20H-2.#####.##2#2#.###

Other essential identification:


### Evaluated by:

Name: Dr. Jürgen Hofmann

### Approved by:

Name: Andy Timperley, on behalf of the Working Group Certification

Title: AEO, Chairman of the WG Certification

Date, Signature: 22.09.2020, 

1. Results of inspection for compliance with the EHEDG Hygienic Design Criteria.

Conclusion:

**The equipment complies with the criteria.**

YES ☒

**The use of the EHEDG Certification logo is justified:**

MAYBE ☐

2. Evidence for compliance provided and convincing for Certification.

Conclusion:

**The equipment complies with the criteria where possible.**

YES ☐

**The use of the EHEDG Certification logo is justified:**

Signature:



Date: 18.09.2020

*The original of this form will be kept by EHEDG together with the application, the inspection report, the evidence provided and any other relevant documentation, as listed on the back.*

### Appendix 3

No.	Description
1.	EHEDG Certificate of Compliance
2.	Contract to use the EHEDG Certification Logo for equipment
3.	Appendix 1: Equipment intended for cleaning-in-place with liquids without dismantling
4.	Appendix 2: conditions for use of the EHEDG Certification Logo
5.	Appendix 3: Equipment evaluation form
6.	Evaluation report of the design of the pressure sensors type PBMH-2#####0## and PP20H-2.#####.###.##2#2#.###, no. 10220TUM2020
7.	Drawings of the pressure sensors type PBMH-2#####0## and PP20H-2.#####.###.##2#2#.###, drawing nos. PZ.00066B, PZ.00067A; original stamped
8.	Cleaning and Installation manual provided by the equipment supplier
9.	Example of EHEDG Certified Logo Type EL CLASS I